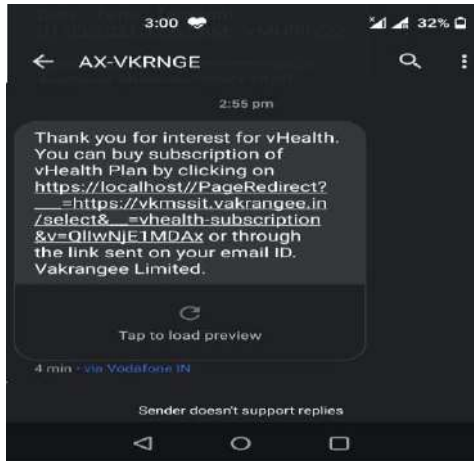
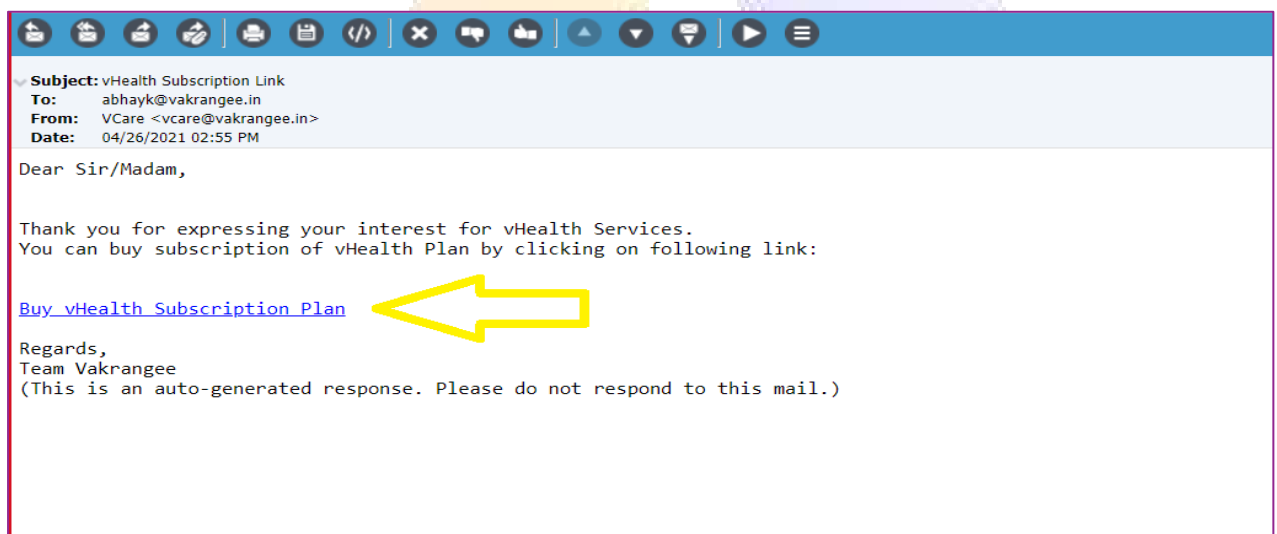


Process for vHealth Plan Subscription Through Link

- You will received link through SMS / email ID
- Below screen is for mobile SMS



Below screen for link sent through email ID.



- Click on link the link below screen will be displayed

The screenshot displays the Vakrangee Kendra Management System interface. At the top, the logo and name 'Vakrangee KENDRA' are visible. Below the header, there's a banner for the 'vHealth Subscription Plan'. The banner includes the text: 'No need to travel to Hospitals/Clinics during COVID-19 pandemic. Vakrangee Brings a Complete Health Package for you'. It lists three pricing options under 'LIMITED TIME OFFER FOR JUST':

Price	Package Details
₹ 999/-	Unlimited Daily Video Consultations Home The Best Doctors For 24x7x365
₹ 699/-	Unlimited Daily Video Consultations Home The Best Doctors For 24x7x365
₹ 170/-	Unlimited Daily Video Consultations Home The Best Doctors For 24x7x365

Additional benefits listed include: Blood Tests (50 PARAMETERS), Diet Consultation (FROM THE BEST DIETITIANS), 20% off ON LABORATORY TESTS, and 20% off ON MEDICINE & SUPPLIES. A 'Watch on YouTube' button is also present, along with a video player showing a person using the service. Below the video, there are buttons for 'Help', 'Watch More...', and 'Buy now'.

- “Know More..” button will give you the plan information
- “Help” button will give information how to book vHealth plan.
- Click on “Buy now” to book vHealth Plan.
- Below screen will be displayed

The screenshot shows the 'vHealth Subscription' form. It features a header with the Vakrangee Kendra logo. The main heading is 'vHealth Subscription'. Below the heading, there's a 'PIN Code' field with a red asterisk indicating it's required. To the right of the field is a small square icon. Below the field is a green button labeled 'Check Availability'.

- Enter your area PIN Code

- Below Screen will be populated

vHealth Subscription

Title * Mr. First Name * Abhay Middle Name Middle Last Name * Kumar

Date of Birth * 11-11-1983 Gender * Male Marital Status * Married

Occupation * Private Service Educational Qualification * Graduate Marriage Anniversary 06-01-2011

Spouse Details

Title Ms. First Name Neelu Middle Name Middle Last Name Sah

Spouse Date of Birth

Contact Details

Mobile Number * 9167766731 Alternate Mobile Number Alternate Mobile Number

Email Address * abhayk@vakrangee.in Alternate Email Address Email Address

ID Proof Details

Election ID Card Number Election ID Card Number PAN AUJPK6201H Driving License Number Driving License Number

Address Detail

Address * Village Trafahi District Darbhanga Landmark Landmark

State * Bihar District * Darbhanga Village/Town/City * Tara Lahi

PIN Code * 846003

☒ I have fully understood vHealth service details. Hereby giving my consent to avail vHealth Service.

Cancel Clear Submit

- After filling form click on “Submit” button
- You will receive 6 digits OTP on you mobile number.

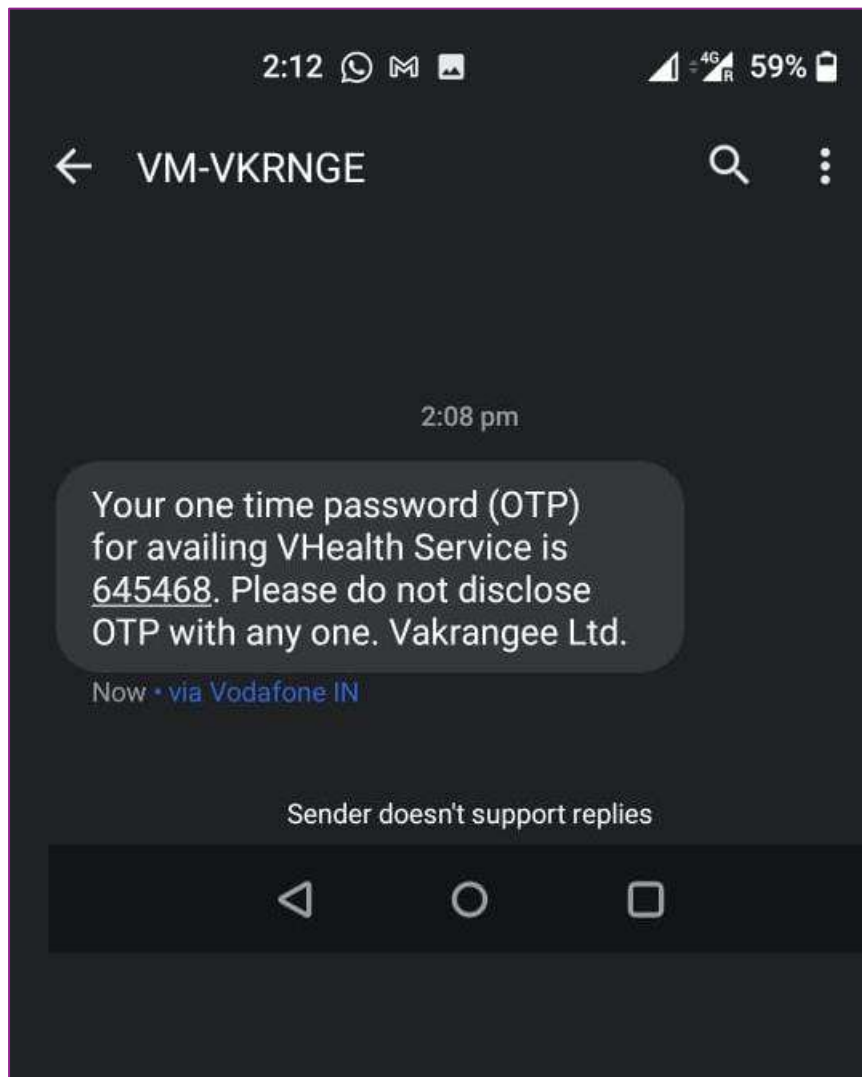
Verify OTP

OTP

Please enter OTP

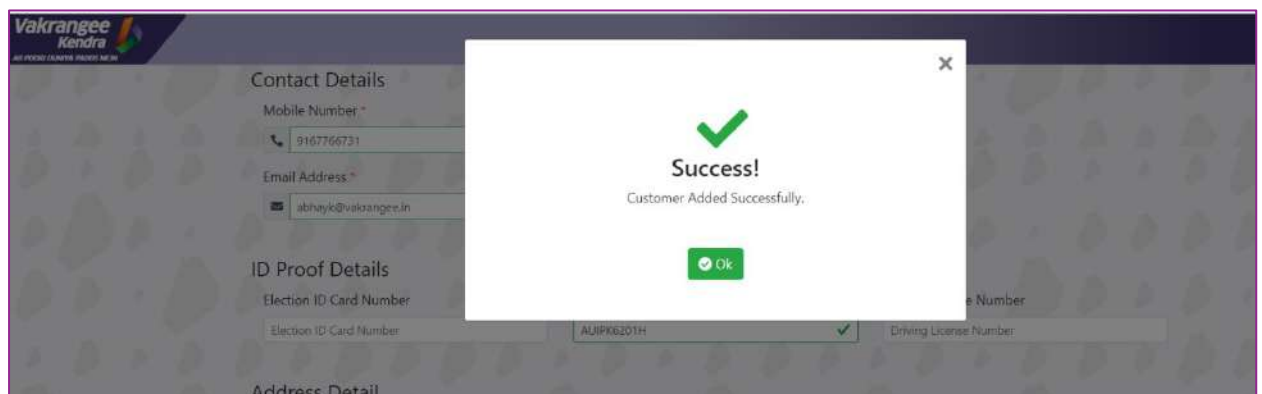
Cancel Submit

- Below is the SMS with 6 digit OTP



Enter the OTP receive in the SMS and click on “Submit” button.

You will get the following message of successful submission of your personal details



- Click on “Ok” button of success message and below Screen will be displayed.

The screenshot shows the 'vHealth Subscription' interface. On the left is a sidebar with navigation links: e-Commerce, My VKMS, Insurance, e-Governance, Financial Services, and Loyalty Program. The main content area is titled 'vHealth Subscription' and contains 'Primary Member Details' for Abhay Kumar. Below this, there is a 'Plan' dropdown menu with three options: 'Variant 1 - ₹ 399.00 - Upto 2 family members', 'Variant 2 - ₹ 699.00 - Upto 2 family members', and 'Variant 3 - ₹ 170.00 - Upto 2 family members'. The 'Add' button is highlighted in green. At the bottom, there is a table with columns: Name, Name On Card, Mobile Number, Email, and Relation With Primary Member. The table currently shows 'No records found'.

- vHealth Plan will be populated on list.
- Select Plan and click on “Add” button to add members

This screenshot is similar to the previous one, but the 'Add' button is now highlighted with a yellow arrow. The 'Plan' dropdown menu is now populated with the selected plan: 'Variant 1 - ₹ 399.00 - Upto 2 family members'. The 'Add Member' button is also visible next to the dropdown. The table at the bottom still shows 'No records found'.

- Below Screen will be populated

Add Member

Title * First Name * Middle Name Last Name *

Mr. Neelu Middle Name Saha

Name on Health Card * Date of Birth *

Neelu Saha 30-08-1990

Mobile Number Email ID

9073754582 abhayk07@gmail.com

Relation With Primary Member *

Spouse

Close Submit

Name	Name On Card	Mobile Number	Email	Relation With Primary Member
No records found.				

Showing 1 to 1 of 1 entries

Cancel Submit

- Fill the member details and click on “Submit” button

vHealth Subscription

Primary Member Details

Name: Abhay Kumar Mobile Number: 9004913988

Email ID: abhayk@vakrangee.in

Address: villgetarlahi, darbhanga, . Tara Lahi, Darbhanga,Bihar-846003

Plan * Name On vHealth Card *

Variant 1 - ₹ 1.00 - Up to 2 family members Abhay Kumar

Add Additional Member

Show 10 entries Search:

Name	Name On Card	Mobile Number	Email	Relation With Primary Member
neelu sah	Neelu Sah			Spouse

Showing 1 to 1 of 1 entries

Previous 1 Next

Cancel Proceed for Payment

Click on “Proceed for Payment” button

Below screen will be displayed

Vakrangee Kendra

10

English

Payment Information

Credit Card

Debit Cards

Net Banking

Paytm

Wallet

UPI

☒ Pay By QR Code

INR 1.00 (Total Amount Payable)

Make Payment **Cancel**

ORDER DETAILS

Order #: 1615

Coupon Code [Apply](#)

Order Amount 1.00

Total Amount INR 1.00

CC Avenue CHECKOUT

Checkout login for registered users only.

Enter Username

Enter Password

[Forgot Password?](#) **Login**

Powered by **CC Avenue**

- Please select the desired payment mode.
- For example we have chosen Pay Mode “Pay By QR Code”



QR Code for UPI Payment

Please scan the QR code from your bank App to proceed with the payment. You will be redirected to the merchant URL from here.

Amount: INR 1.00

Date: Mon Apr 26 21:19:55 IST 2021



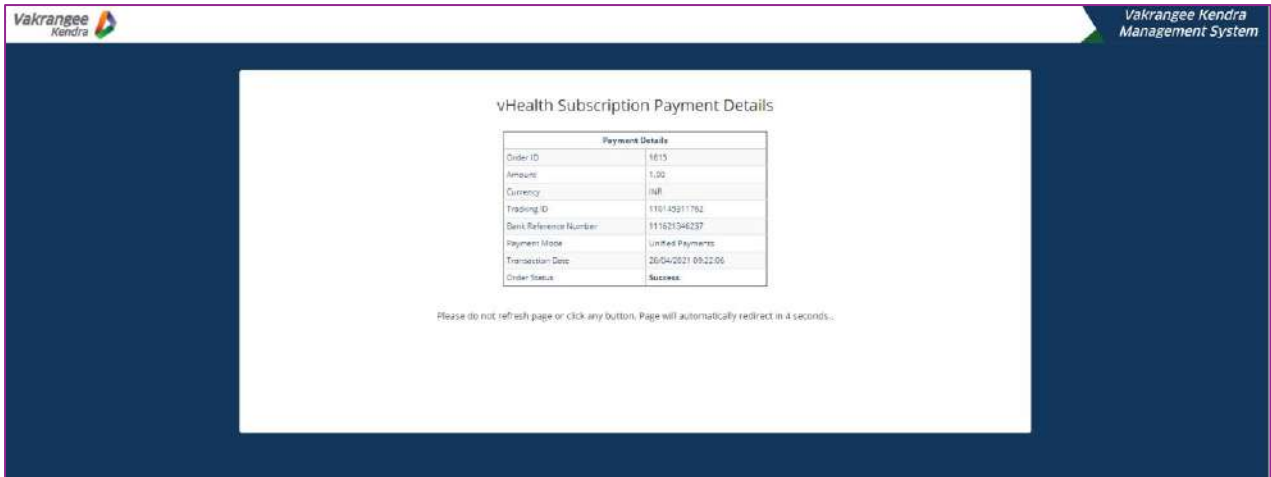
You will be automatically redirected to the merchant's website after **4:58** minutes.



- Barcode image will be displayed.
- Scan the barcode through any UPI mobile app like Gpay, PhonePe, Paytm etc. App and complete the payment.



Please be patient while we are redirecting you to Merchant site.
Do not "close the window" or press "refresh" or "browser back button".



- After successful payment, you will get payment receipt
- You will get SMS form vHealth.

