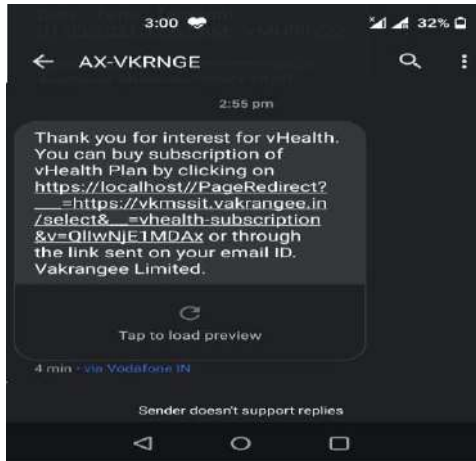
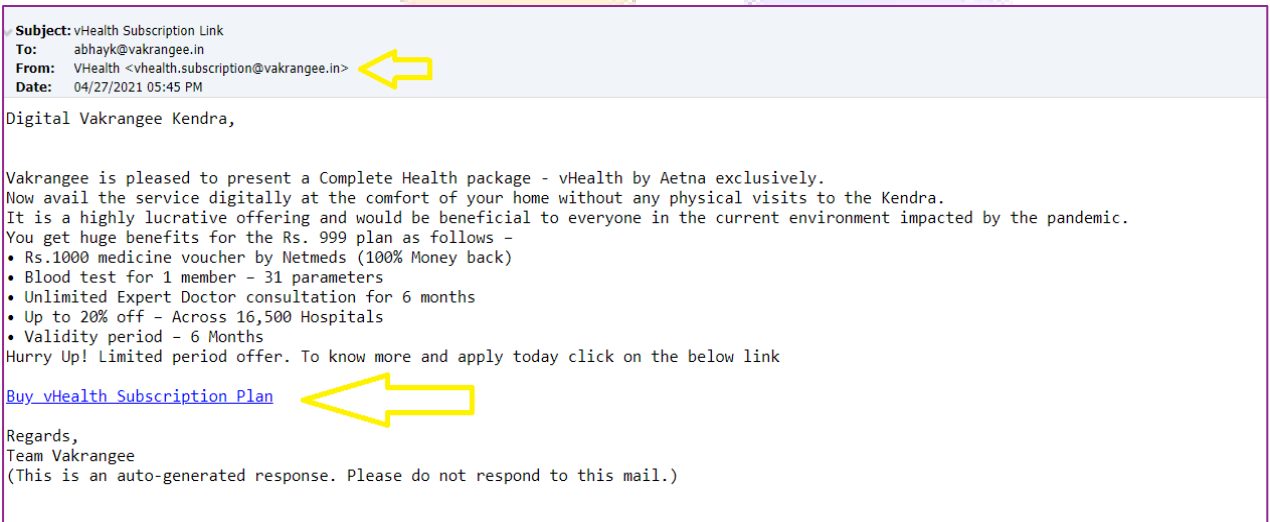


Process for vHealth Plan Subscription Through Link

- You will received link through SMS / email ID
- Below screen is for mobile SMS



- Below screen for link sent through email ID.



- Click on link the link below screen will be displayed


The screenshot displays the Vakrangee Kendra Management System interface. On the left, a promotional banner for the 'vHealth by Jeeva' subscription plan is shown. It highlights a 'LIMITED TIME OFFER FOR JUST' with four pricing options: ₹ 999/-, ₹ 699/-, ₹ 170/-, and ₹ 1000/-. Each option includes 'Unlimited' services, 'Blood Tests' (51 parameters), 'Diet Consultation' (from the best dieticians), and a '20% off' on all other services. On the right, a video player shows a person at a computer, with the text 'Watch on YouTube सम्पूर्ण स्वास्थ्य पैकेज'. Below the video player are buttons for 'Help', 'FAQ', 'Know more', and 'Buy now'.

- “Know More..” button will give you the plan information
- “Help” button will give information how to book vHealth plan.
- “FAQ” button will get the FAQ information in “Hindi” and English

This screenshot shows the same Vakrangee Kendra Management System interface as the previous one, but with additional language selection options. Below the 'FAQ' button, there are two buttons labeled 'English' and 'Hindi', with a double-headed arrow between them, indicating that the FAQ information can be accessed in either language.

You can click on “Hindi” menu to get FAQ in Hindi Language or click on “English” menu to get FAQ in English language.

-
- Click on “Buy now” to book vHealth Plan.
- Below screen will be displayed



Vakrangee
Kendra

vHealth Subscription

PIN Code *

[Check Availability](#)

- Enter your area PIN Code

- Below Screen will be populated

vHealth Subscription

Title * Mr. First Name * Abhay Middle Name Middle Last Name * Kumar

Date of Birth * 11-11-1983 Gender * Male Marital Status * Married

Occupation * Private Service Educational Qualification * Graduate Marriage Anniversary 06-01-2011

Spouse Details

Title Ms. First Name Neelu Middle Name Middle Last Name Sah

Spouse Date of Birth

Contact Details

Mobile Number * 9167766731 Alternate Mobile Number Alternate Mobile Number

Email Address * abhayk@vakrangee.in Alternate Email Address Email Address

ID Proof Details

Election ID Card Number Election ID Card Number PAN AUJPK6201H Driving License Number Driving License Number

Address Detail

Address * Village Trafahi District Darbhanga Landmark Landmark

State * Bihar District * Darbhanga Village/Town/City * Tara Lahi

PIN Code * 846003

☒ I have fully understood vHealth service details. Hereby giving my consent to avail vHealth Service.

Cancel Clear Submit

- After filling form click on “Submit” button
- You will receive 6 digits OTP on you mobile number.

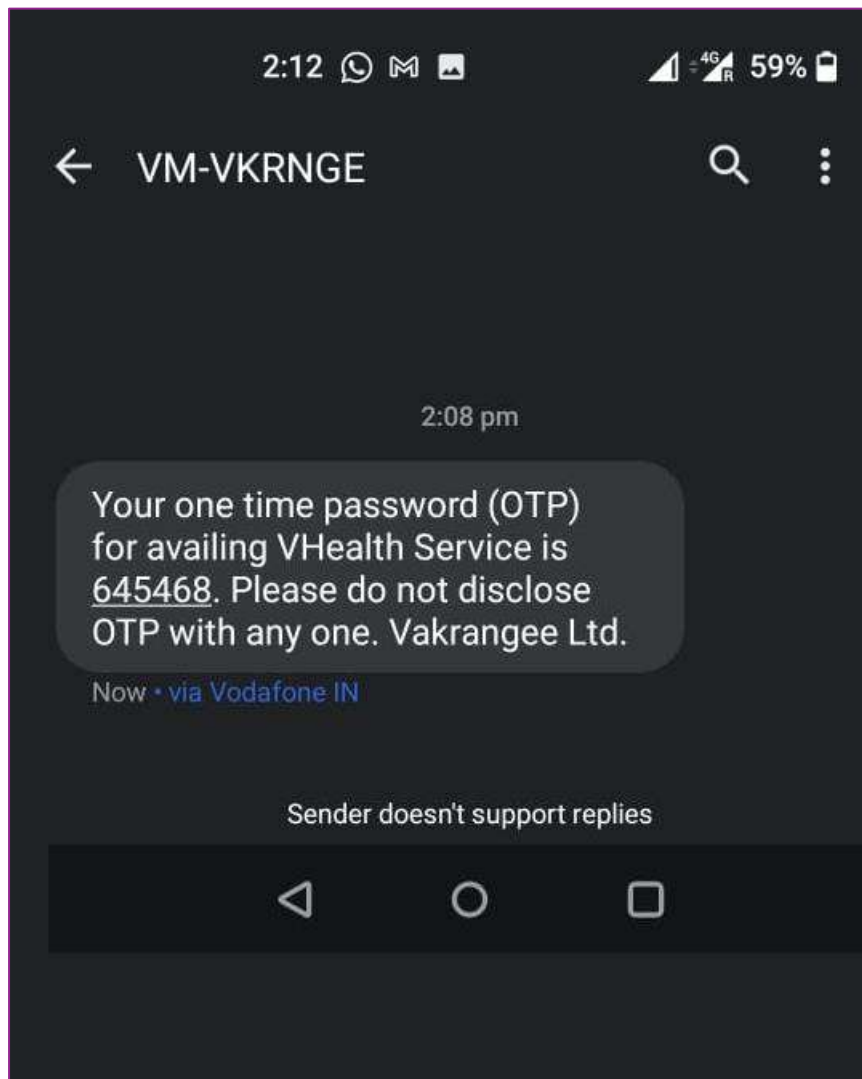
Verify OTP

OTP

Please enter OTP

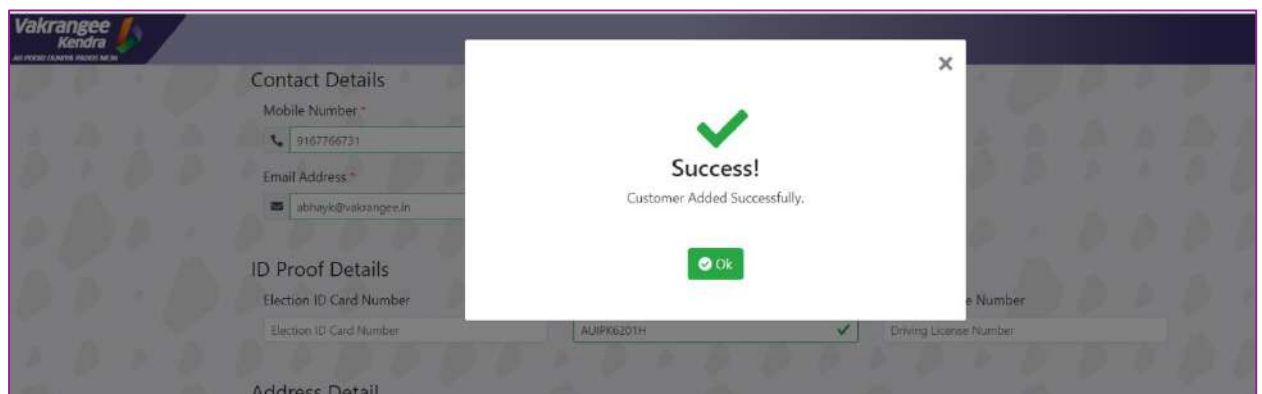
Cancel Submit

- Below is the SMS with 6 digit OTP



Enter the OTP receive in the SMS and click on “Submit” button.

You will get the following message of successful submission of your personal details



- Click on “Ok” button of success message and below Screen will be displayed.

The screenshot shows the 'vHealth Subscription' interface. On the left is a sidebar with navigation links: e-Commerce, My VKMS, Insurance, e-Governance, Financial Services, and Loyalty Program. The main content area is titled 'vHealth Subscription' and contains 'Primary Member Details' for Abhay Kumar. Below this, there is a 'Plan' dropdown menu with three options: 'Variant 1 - ₹ 399.00 - Upto 2 family members', 'Variant 2 - ₹ 699.00 - Upto 2 family members', and 'Variant 3 - ₹ 170.00 - Upto 2 family members'. The 'Add' button is highlighted in green. At the bottom, there is a table with columns: Name, Name On Card, Mobile Number, Email, and Relation With Primary Member. The table currently shows 'No records found'.

- vHealth Plan will be populated on list.
- Select Plan and click on “Add” button to add members

This screenshot shows the same 'vHealth Subscription' interface, but with the 'Add Additional Member' section expanded. The 'Plan' dropdown is now set to 'Variant 1 - ₹ 399.00 - Upto 2 family members'. A yellow arrow points to the green '+ Add' button. Below the 'Add' button, there is a table with columns: Name, Name On Card, Mobile Number, Email, and Relation With Primary Member. The table currently shows 'No records found'.

- Below Screen will be populated

Add Member

Title * First Name * Middle Name Last Name *

Name on Health Card * Date of Birth *

Mobile Number Email ID

Relation With Primary Member *

Close Submit

- Fill the member details and click on “Submit” button

vHealth Subscription

Primary Member Details

Name: Abhay Kumar Mobile Number: 9004913988

Email ID: abhayk@vakrangee.in

Address: villgetarlahi, darbhanga, . Tara Lahi, Darbhanga,Bihar-846003

Plan * Name On vHealth Card *

Variant 1 - ₹ 1.00 - Up to 2 family members Abhay Kumar

Add Additional Member

Show 10 entries Search:

Name	Name On Card	Mobile Number	Email	Relation With Primary Member
neelu sah	Neelu Sah			Spouse

Showing 1 to 1 of 1 entries Previous 1 Next

Cancel Proceed for Payment

Click on “Proceed for Payment” button

Below screen will be displayed

Vakrangee Kendra

10

English

Payment Information

Credit Card

Debit Cards

Net Banking

Paytm

Wallet

UPI

☒ Pay By QR Code

INR 1.00 (Total Amount Payable)

Make Payment **Cancel**

ORDER DETAILS

Order #: 1615

Coupon Code [Apply](#)

Order Amount 1.00

Total Amount INR 1.00

CC Avenue CHECKOUT

Checkout login for registered users only.

Enter Username

Enter Password

[Forgot Password?](#) **Login**

Powered by **CC Avenue**

- Please select the desired payment mode.
- For example we have chosen Pay Mode “Pay By QR Code”



QR Code for UPI Payment

Please scan the QR code from your bank App to proceed with the payment. You will be redirected to the merchant URL from here.

Amount: INR 1.00

Date: Mon Apr 26 21:19:55 IST 2021



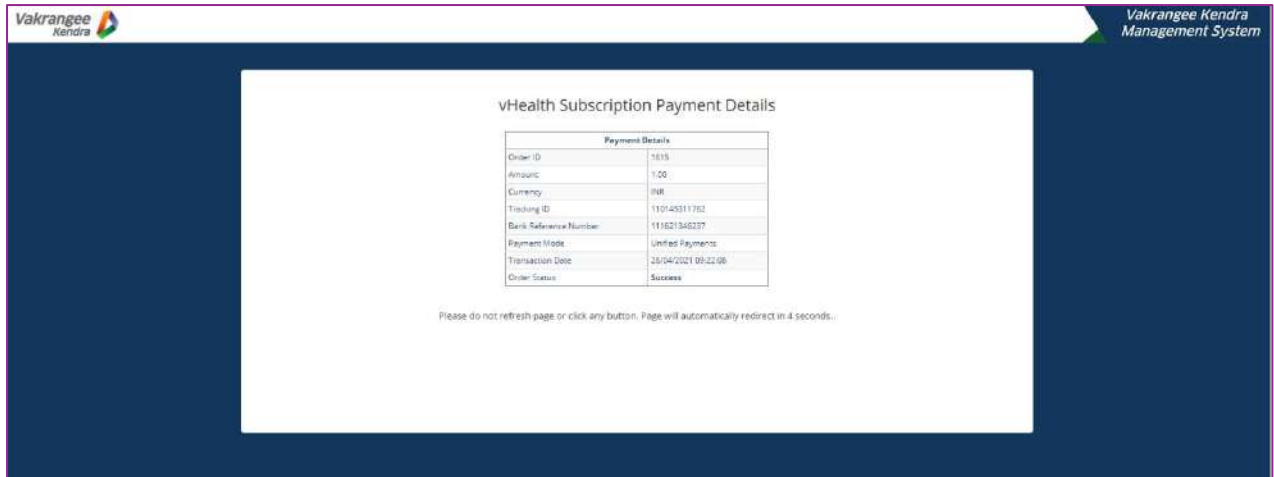
You will be automatically redirected to the merchant's website after **4:58** minutes.



- Barcode image will be displayed.
- Scan the barcode through any UPI mobile app like Gpay, PhonePe, Paytm etc. App and complete the payment.



Please be patient while we are redirecting you to Merchant site.
Do not "close the window" or press "refresh" or "browser back button".



- After successful payment, you will get payment receipt
- You will get SMS form vHealth.

